

Inverhaugh vs H&D Masters

on

Saturday 11 June 2016

at

Inverhaugh won by 80 runs

Team **Inverhaugh**
Score **257 for 5**
Overs **35.0**
Players **R Kirupal**
J McLean
R B Singh (wk)
R Sathasivam
N Cockwell
R Moore
N Randhawa
K Greene
R Singh
P Sutrala
D Dennis
N La Fontaine

Team **H&D Masters**
Score **177 for 4**
Overs **35.0**
Players **E Soanes**
H Hamilton
J Alexander
F Pierre
S Dayanandan
D Fernandez
B Minihan
N McCollin
H Byers

Inverhaugh vs H&D Masters

Inverhaugh INNINGS

Venue

Toss won by: **Inverhaugh**

Sat 11-Jun-2016

BATSMAN	RUNS	HOW OUT	R	B	M	0s	1s	2s	3s	4s	5s	6s	SS	SR
1 R Kirupal	.1.23.1131W	b H Byers	12	11	5	4	4	1	2				64%	109.1
2 J McLean	2242.21.11.141.1..21.31.41...1..2.....1.4.4.1. 1.2.11.1214..1241.....1...1.2.11....1.1..231114421141	retired (not out)	101	109	35	54	31	12	2	10			50%	92.7
3 R B Singh (wk)	..4.2.W	c S Dayanandan b D Fernandez	6	7	2	5		1		1			29%	85.7
4 R Sathasivam	1....11...1..2..121...1.1....1.4112141...21.1...1W	c E Soanes b J Alexander	32	49	16	27	16	4		2			45%	65.3
5 N CockwellW	lbw b J Alexander	0	5	0	5								0.0
6 R Moore	61.22111221..6241..32116W	b H Hamilton	45	25	9	6	8	6	1	1		3	76%	180.0
7 N Randhawa	422662264	not out	34	9	3		4		2		3	100%	377.8	
8 K Greene														
9 R Singh														
10 P Sutrala (LHB)														
11 D Dennis														
12 N La Fontaine														
35.0 OVERS			EXTRAS: 27 (18wd 1nb 7lb 1b 0p)			TOTAL 257			RUNS					

FOW	1	2	3	4	5	6	7	8	9	10
SCORE	42	56	120	128	226					
OUT	R Kirupal	R B Singh	R Sathasivam	N Cockwell	R Moore					
OVER	4.3	6.2	20.6	22.5	33.4					
P'SHIP	42	14	64	8	6					

BOWLER	1	2	3	4	5	6	7	8	9	10	11	12	13	14	15	O	M	R	W	WD	NB	ECON
H Byers	R 11 W 4 WD 5 NB 1															3		20	1			6.67
B Minihan	R 8 W 10 WD 8 NB 2	5	6	2	1	1										7		43		10		6.14
D Fernandez	R 4 W 3 WD 1 NB 5	5	3	5	9											6		30	1		1	5.00
F Pierre	R 1 W 9 WD 4 NB															3		14				4.67
J Alexander	R 4 W 2 WD 1 NB 1	6	1	6	1	9										7		34	2	6		4.86
H Hamilton	R 8 W 9 WD 7 NB 5	14	9	15	1											7		67	1			9.57
S Dayanandan	R 13 W 26 WD 1 NB 1															2		41		2		20.50

Inverhaugh vs H&D Masters

H&D Masters INNINGS

Venue

Toss won by: **Inverhaugh**

Sat 11-Jun-2016

BATSMAN	RUNS	HOW OUT	R	B	M	0s	1s	2s	3s	4s	5s	6s	SS	SR
1 E Soanes	...2..11...2.2.....1..2...1W	st R B Singh b N Randhawa	12	32	8	24	4	4					25%	37.5
2 H Hamilton	11.....42....2.11.....11.....1.....W	b N La Fontaine	15	40	9	30	7	2		1			25%	37.5
3 J Alexander	.6...14..4141.6.6..1.16...6..W64122	b N Randhawa	62	35	13	17	6	2		4		6	51%	177.1
4 F Pierre	.14.1....1141.1...2..1.4.2.12.....1....21.....1...1 .2...121.1...12..1....	not out	43	77	13	50	17	7		3			35%	55.8
5 S Dayanandan	..1...31.1.....W	b D Dennis	6	15	5	11	3			1			27%	40.0
6 D Fernandez1.....	not out	1	12	1	11	1						8%	8.3
7 B Minihan														
8 N McCollin														
9 H Byers														
10														
11														
35.0 OVERS			EXTRAS: 38 (34wd 0nb 4lb 0b 0p)			TOTAL 177			RUNS					

FOW	1	2	3	4	5	6	7	8	9	10
SCORE	41	54	104	166						
OUT	E Soanes	H Hamilton	J Alexander	S Dayanandan						
OVER	9.5	12.6	17.4	30.2						
P'SHIP	41	13	50	45						

BOWLER	1	2	3	4	5	6	7	8	9	10	11	12	13	14	15	O	M	R	W	WD	NB	ECON
R Moore	2	1	6	3	2	1										6		15				2.50
P Sutrala	3	2	2	2	3	4										6		26		10		4.33
N La Fontaine	2	1														3		11	1	8		3.67
N Randhawa	3	7	9	11	1											5		33	2	2		6.60
R Singh (LB)	12	13	2	2	7	1	1									7		46		8		6.57
J McLean	9	4	2	3	7	7										6		32				5.33
D Dennis	3	1														2		10	1	6		5.00

Inverhaugh vs H&D Masters

Inverhaugh INNINGS

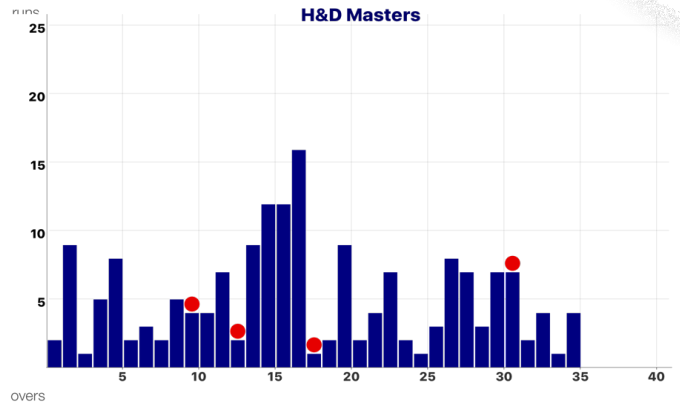
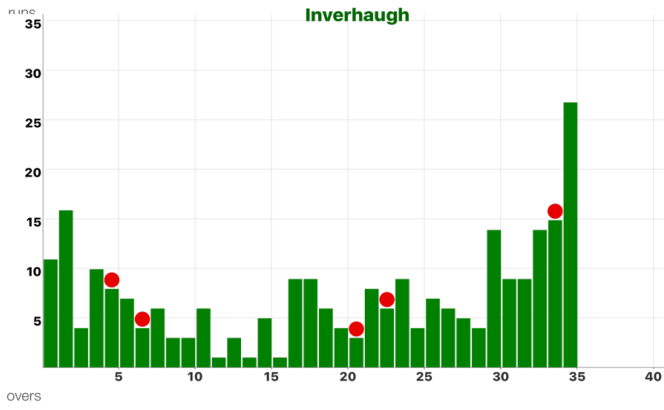
O	RUNS	WKT	BOWLER	BALL BY BALL
1	11	0	H Byers	. 1 2 2 4 2
2	27	0	B Minihan	. 2 3 . 5wd 3wd 2 1
3	31	0	H Byers	. 1 . 1 1 1
4	41	0	B Minihan	3 . 1 1 4 1
5	49	1	H Byers	. 1 W 3lb . 4 .
6	56	1	B Minihan	.. 2 1 2 2wd .
7	60	2	D Fernandez	. W 1 3 . .
8	66	2	B Minihan	1 . . 1 . 4
9	69	2	D Fernandez	1 1 . . . 1
10	72	2	B Minihan	.. 2 . 1by .
11	78	2	D Fernandez	1 . 1nb . 1 2 1
12	79	2	B Minihan	... 1 . .
13	82	2	D Fernandez	. 1 . 2 . .
14	83	2	B Minihan 1 .
15	88	2	D Fernandez	. 4 1 . . .
16	89	2	F Pierre	1
17	98	2	D Fernandez	2 1 . 1 4 1
18	107	2	F Pierre	. 4 . 4 . 1
19	113	2	J Alexander	. 1 . 2lb 2 1 .
20	117	2	F Pierre	. 1 2 . 1 .
21	120	3	J Alexander	1 1wd . . 1 . W
22	128	3	H Hamilton	1 2 1 4 . .
23	134	4	J Alexander W 6
24	143	4	H Hamilton	1 1 2 4 1 .
25	147	4	J Alexander	. 1wd . . . 3wd . .
26	154	4	H Hamilton	2 2 1 1 1 .
27	160	4	J Alexander	1 . . 1 2 2
28	165	4	H Hamilton	. 2 . 1 1 1
29	169	4	J Alexander	.. 2lb . 1 1wd . .
30	183	4	H Hamilton	. 6 2 4 1 1
31	192	4	J Alexander	.. 2 3 . 4 .
32	201	4	H Hamilton	1 3 1 2 1 1
33	215	4	S Dayanandan	4 1wd 4 2 1 1 1
34	230	5	H Hamilton	4 1 6 W 2 2
35	257	5	S Dayanandan	6 6 2 2 6 1wd 4

H&D Masters INNINGS

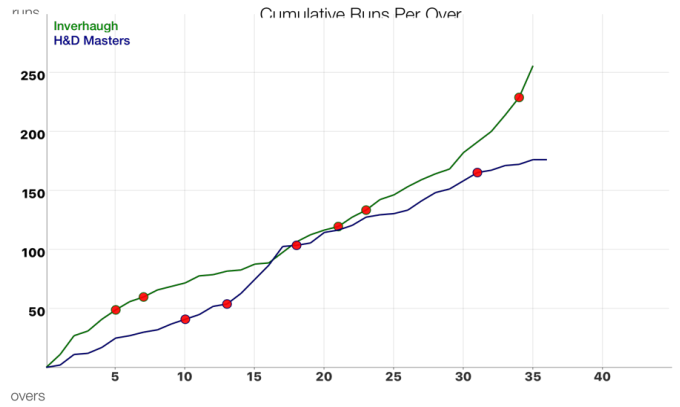
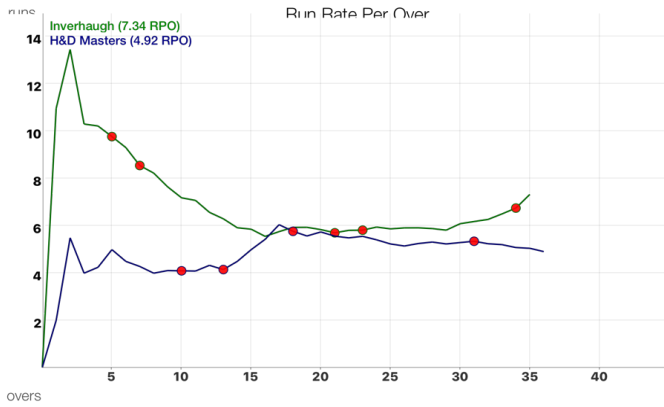
O	RUNS	WKT	BOWLER	BALL BY BALL
1	2	0	R Moore 2 .
2	11	0	P Sutrala	1wd 1 . 3wd 1 1 2wd . .
3	12	0	R Moore	1
4	17	0	P Sutrala	1wd 1wd 1wd 2 .
5	25	0	R Moore	. 4 2 2lb . .
6	27	0	P Sutrala	2
7	30	0	R Moore	. 2 . 1 . .
8	32	0	P Sutrala	1 1
9	37	0	N La Fontaine	. 1wd 1wd . 2 1wd . . .
10	41	1	N Randhawa	1wd . 1 1 1 W .
11	45	1	N La Fontaine	1wd 1wd . . 1wd . . . 1
12	52	1	N Randhawa	6 . . . 1 .
13	54	2	N La Fontaine	1wd 1wd W
14	63	2	N Randhawa	4 . . 4 1 .
15	75	2	R Singh	4 1 1 . 6 .
16	87	2	N Randhawa	1wd 4 . 6 . . 1
17	103	2	R Singh	2lb 1 6 1wd . . . 6
18	104	3	N Randhawa	1 . . W . .
19	106	3	R Singh 1 1
20	115	3	J McLean	.. 3 1 4 1
21	117	3	R Singh	. 1 1 . . .
22	121	3	J McLean	. 1 2 . . 1
23	128	3	R Singh	. 4 . 2 . 1
24	130	3	J McLean	2
25	131	3	R Singh 1
26	134	3	J McLean 2 1
27	142	3	R Singh	4wd 1wd . 1wd . . 1wd . . 1
28	149	3	J McLean	. 6 . 1 . .
29	152	3	D Dennis	. 2 . . . 1
30	159	3	J McLean	4 2 1 . . .
31	166	4	D Dennis	2wd 4wd 1 W
32	168	4	R Moore	. 1 . 1 . . .
33	172	4	P Sutrala	. 1wd . 1 2 . . .
34	173	4	R Moore	1
35	177	4	P Sutrala	2 2
36	177	4	R Moore	

Inverhaugh vs H&D Masters

Manhattan



WORM



Inverhaugh vs H&D Masters

Batsmans Stats.

BATSMAN	TEAM	R	B	MIN	4s	6s	SR	SS	N/O	50s	100s
1 J McLean	Inverhaugh	101	109	35	10		92.7	48.6%	1		1
2 J Alexander	H&D Masters	62	35	13	4	6	177.1	45.7%			1
3 R Moore	Inverhaugh	45	25	9	1	3	180.0	76.0%			
4 F Pierre	H&D Masters	43	77	13	3		55.8	33.8%	1		
5 N Randhawa	Inverhaugh	34	9	3	2	3	377.8	100.0%	1		
6 R Sathasivam	Inverhaugh	32	49	16	2		65.3	44.9%			
7 H Hamilton	H&D Masters	15	40	9	1		37.5	25.0%			
8 R Kirupal	Inverhaugh	12	11	5			109.1	63.6%			
9 E Soanes	H&D Masters	12	32	8			37.5	18.8%			
10 R B Singh	Inverhaugh	6	7	2	1		85.7	14.3%			
11 S Dayanandan	H&D Masters	6	15	5			40.0	26.7%			
12 D Fernandez	H&D Masters	1	12	1			8.3	8.3%	1		
13 N Cockwell	Inverhaugh	0	5				0.0				

Bowlers Stats.

BOWLER	TEAM	W	R	O	M	B	WD	NB	CT	ST	ECON	AVG	SR
1 J Alexander	H&D Masters	2	34	7.0		45	6				4.86	17.00	22.50
2 N Randhawa	Inverhaugh	2	33	5.0		30	2				6.60	16.50	15.00
3 N La Fontaine	Inverhaugh	1	11	3.0		18	8				3.67	11.00	18.00
4 D Dennis	Inverhaugh	1	10	2.0		12	6				5.00	10.00	12.00
5 H Byers	H&D Masters	1	20	3.0		19					6.67	20.00	19.00
6 D Fernandez	H&D Masters	1	30	6.0		36		1			5.00	30.00	36.00
7 H Hamilton	H&D Masters	1	67	7.0		42					9.57	67.00	42.00
8 F Pierre	H&D Masters		14	3.0		18					4.67		
9 R Moore	Inverhaugh		15	6.0		36					2.50		
10 P Sutrala	Inverhaugh		26	6.0		36	10				4.33		
11 J McLean	Inverhaugh		32	6.0		36					5.33		
12 B Minihan	H&D Masters		43	7.0		42	10				6.14		
13 R Singh	Inverhaugh		46	7.0		43	8				6.57		
14 S Dayanandan	H&D Masters		41	2.0		12	2		1		20.50		