

Inverhaugh vs TCSCC Associates

on

Saturday 18 June 2016

at

Inverhaugh won by 2 wickets

Team **Inverhaugh**
Score **189 for 8**
Overs **35.0**
Players **N Cockwell**
R Kirupal
R B Singh (wk)
V Correia
B Singh (wk)
C Patel
S Dayanandan
R Singh
P Sutrala
N La Fontaine
D Dennis

Team **TCSCC Associates**
Score **138 for 10**
Overs **29.3**
Players **Duncan Stewart**
A Edwards
K McCafferty (wk)
T Ashby
A Rigby
V Coomara
D Yoo
C Wheeler
J Russell
R Stewart
O Coomara
N Fincham

Inverhaugh vs TCSCC Associates

TCSCC Associates INNINGS

Venue

Toss won by: **Inverhaugh**

Sat 18-Jun-2016

BATSMAN	RUNS	HOW OUT	R	B	M	0s	1s	2s	3s	4s	5s	6s	SS	SR
1 Duncan Stewart	...2...1...W	lbw b P Sutrala	3	14	1	12	1	1					14%	21.4
2 A Edwards	1W	lbw b N La Fontaine	1	2	0	1	1						50%	50.0
3 K McCafferty (wk)	24.1..2...41.41.2.1..2..1...141.2..1..11W2	b R Singh	38	43	9	23	10	6		4			47%	88.4
4 T Ashby	...4.1...2...12...W	c R B Singh b V Correia	10	20	4	15	2	2		1			25%	50.0
5 A Rigby	...4...2...1...121...11W	run out (B Singh)	13	25	6	17	5	2		1			32%	52.0
6 V Coomara	.W	b V Correia	0	2	0	2								0.0
7 D Yoo	.1241..1..4...4.1..121W	c & b D Dennis	22	23	4	12	6	2		3			48%	95.7
8 C Wheeler	..4..22.14.12..1...1.1.1..W	b V Correia	20	27	35	16	6	3		2			41%	74.1
9 J Russell	.1.W	b N La Fontaine	1	4	2	3	1						25%	25.0
10 R Stewart	...W	b P Sutrala	0	5	2	5								0.0
11 O Coomara4..2	not out	6	14	1	12		1		1			14%	42.9
12 N Fincham														
29.3 OVERS			EXTRAS: 24 (19wd 0nb 5lb 0b 0p)			TOTAL 138			RUNS					

FOW	1	2	3	4	5	6	7	8	9	10
SCORE	7	7	53	62	63	96	105	115	120	138
OUT	A Edwards	Duncan Stewart	T Ashby	K McCafferty	V Coomara	A Rigby	D Yoo	J Russell	R Stewart	C Wheeler
OVER	1.6	2.4	11.5	14.5	15.2	20.5	22.1	23.3	24.5	29.3
P'SHIP	7	0	46	9	1	31	9	10	5	18

BOWLER	1	2	3	4	5	6	7	8	9	10	11	12	13	14	15	O	M	R	W	WD	NB	ECON	
P Sutrala	R	2		2	5	5	1	7									7	1	24	2	2		3.43
	W		1			1																	
	WD	2																					
N La Fontaine	R	2	7	10	5	1	3	1									7		40	2	11		5.71
	W	1				1																	
	WD	1	3			4		3															
R Singh (LB)	R	3	8	5	1	7											5		27	1	3		5.40
	W				1																		
	WD					3																	
V Correia	R	1	2	3	2	2	1										5.3		10	3			1.82
	W		1		1																		
	WD																						
D Dennis	R	7	2	5													3		15	1	1		5.00
	W			1																			
	WD	1																					
C Patel	R	8	7														2		17		2		8.50
	W																						
	WD		2																				

Inverhaugh vs TCSCC Associates

Inverhaugh INNINGS

Venue

Toss won by: **Inverhaugh**

Sat 18-Jun-2016

BATSMAN	RUNS	HOW OUT	R	B	M	0s	1s	2s	3s	4s	5s	6s	SS	SR
1 N Cockwell111.4..2.....141111.1114..2.1111...121...1....4 44.2..42.....1.1..1141W	st K McCafferty b N Fincham	65	80	13	44	23	5		8			45%	81.2
2 R Kirupal	.1..1.1...1..111.21..1.211.111.11..1...1.W	st K McCafferty b N Fincham	22	43	8	23	18	2					47%	51.2
3 R B Singh (wk)	..11141...2..4..14.1.11.1.111.1W	c A Rigby b Duncan Stewart	27	32	8	15	13	1		3			53%	84.4
4 V Correia	...11.41...4.W	b Duncan Stewart	11	13	2	8	3			2			38%	84.6
5 B Singh (wk) (LHB)	..11...W	c & b O Coomara	2	7	44	5	2						29%	28.6
6 C Patel	..W	run out (V Coomara)	0	3	0	3								0.0
7 S Dayanandan	.1.1W	lbw b Duncan Stewart	2	5	0	3	2						40%	40.0
8 R Singh	1...1.1...1.21..	not out	7	16	4	10	5	1					38%	43.8
9 P Sutrala (LHB)	1.1...21.W	c T Ashby b O Coomara	5	10	3	6	3	1					40%	50.0
10 N La Fontaine	..1	not out	1	3	0	2	1						33%	33.3
11 D Dennis														
35.0 OVERS			EXTRAS: 47 (37wd 0nb 10lb 0b 0p)			TOTAL 189			RUNS					

FOW	1	2	3	4	5	6	7	8	9	10
SCORE	87	147	166	167	170	172	174	188		
OUT	R Kirupal	N Cockwell	V Correia	R B Singh	C Patel	S Dayanandan	B Singh	P Sutrala		
OVER	15.2	23.3	27.3	27.6	28.4	29.5	30.6	34.2		
P'SHIP	87	60	19	1	3	2	2	14		

BOWLER	1	2	3	4	5	6	7	8	9	10	11	12	13	14	15	O	M	R	W	WD	NB	ECON
V Coomara	R 1 W 2 WD 6 NB 8	2 1	6	8	2	6										6		26		1		4.33
Duncan Stewart	R 1 W 3 WD 2 NB 4	3 4	1 1	5 1	2 1	2 1	2									7		24	3	8		3.43
O Coomara	R 5 W 4 WD 4 NB 1	4	4	1 1	1 1	2 4	1									7		23	2	5		3.29
R Stewart	R 8 W 5 WD 4 NB 8	5														2		25		12		12.50
N Fincham	R 3 W 2 WD 2 NB 1	2 1	7	6	5	2 1	6									7		34	2	3		4.86
T Ashby	R 12 W 3 WD 2 NB 3	3 2	3	10 5	4 1											5		40		8		8.00
A Rigby	R 7 W WD NB															1		7				7.00

Inverhaugh vs TCSCC Associates

TCSCC Associates INNINGS

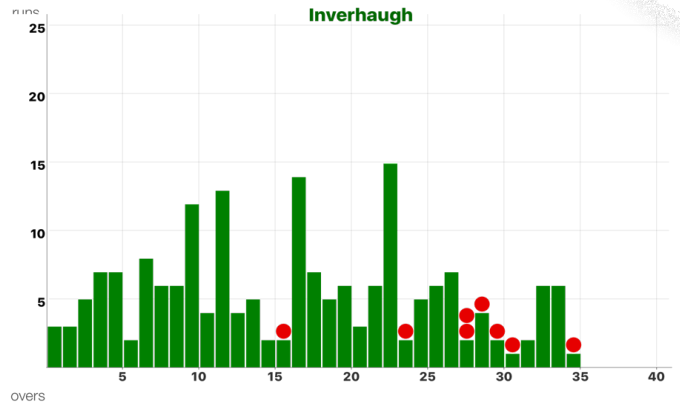
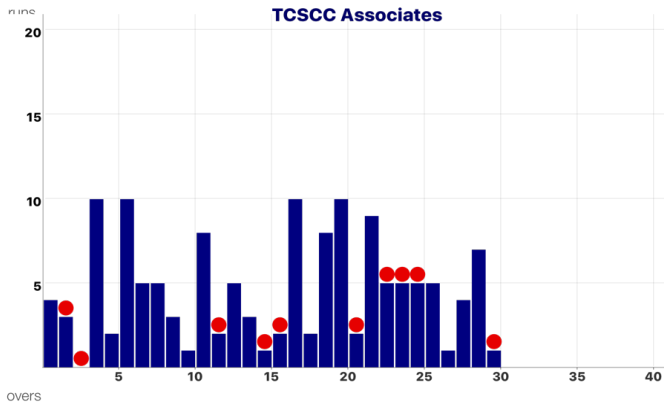
O	RUNS	WKT	BOWLER	BALL BY BALL
1	4	0	P Sutrala	. . . 2 1wd 1wd . .
2	7	1	N La Fontaine	1 . 1wd . . 1 W
3	7	2	P Sutrala	. . . W . .
4	17	2	N La Fontaine	2 3wd 4 . 1 . .
5	19	2	P Sutrala	. . 2 . . .
6	29	2	N La Fontaine	4 . 1 . 4 1
7	34	2	P Sutrala	. 4 1 . . .
8	39	2	N La Fontaine	. 2 . 1 2 . .
9	42	2	R Singh	. . 2 . . 1
10	43	2	V Correia	. . . 1 . .
11	51	2	R Singh	4 1 1 . 2 . .
12	53	3	V Correia	2 . . . W .
13	58	3	R Singh	. 1 . . . 4
14	61	3	V Correia	. . 1 . . 2
15	62	4	R Singh	1 . . . W .
16	64	5	V Correia	1 W . 1 . .
17	74	5	R Singh	2 4 1 1wd . 1wd . 1wd .
18	76	5	V Correia	. . 1 1 . .
19	84	5	D Dennis	2 1 1wd 4 . . .
20	94	5	C Patel	. 2 . 4 2lb 1 1
21	96	6	D Dennis	1 . . 1 W .
22	105	6	C Patel	1wd 2 1 . 4 1wd . .
23	110	7	D Dennis	W . 1 2 2 . .
24	115	8	N La Fontaine	1wd 3wd 1 . W . . .
25	120	9	P Sutrala	4 . 1 . W .
26	125	9	N La Fontaine	2 2lb . 1 . . .
27	126	9	P Sutrala	. . . 1 . .
28	130	9	N La Fontaine	. 1 1wd . . . 1wd 1wd .
29	137	9	P Sutrala	. 1 4 . . 2
30	138	10	V Correia	. 1lb W

Inverhaugh INNINGS

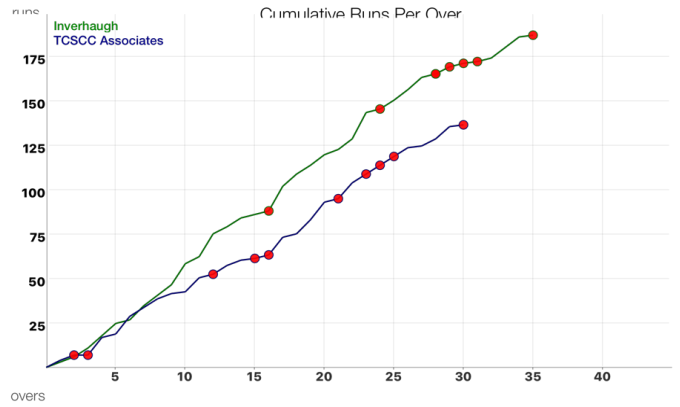
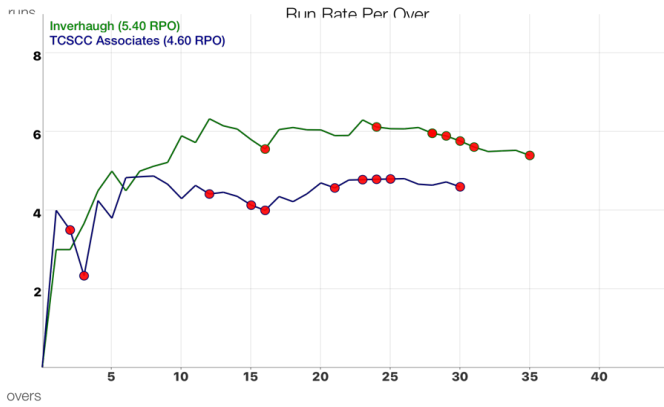
O	RUNS	WKT	BOWLER	BALL BY BALL
1	3	0	V Coomara	. 1 2lb . . .
2	6	0	Duncan Stewart	. 1wd 1wd . 1 . . .
3	11	0	V Coomara	1wd . 1 . 1 2lb .
4	18	0	Duncan Stewart	1 . 1wd . 3wd 1 1 .
5	25	0	V Coomara	. 4 . 1lb 2 .
6	27	0	Duncan Stewart	. 1 . . . 1wd .
7	35	0	V Coomara	1 1 1 4 1 .
8	41	0	Duncan Stewart	1 2 1 1 1wd . .
9	47	0	O Coomara	1 1 1lb 1 . 2
10	59	0	R Stewart	1wd 1 1wd 1 1 1 1wd 4 1wd .
11	63	0	O Coomara	. 1 . 2 . 1
12	76	0	R Stewart	1wd 1 1wd 1wd 1 1wd 1 1wd 1wd .
13	80	0	O Coomara	. . . 1 1 2
14	85	0	N Fincham	1wd 1 1 . . 1 1wd .
15	87	0	O Coomara	. . . 1 . 1wd .
16	89	1	N Fincham	. W . . 1 1
17	103	1	T Ashby	. . 2lb . 4 4 4
18	110	1	N Fincham	1 . 2 . . 4
19	115	1	T Ashby	1 2 1wd 1wd
20	121	1	N Fincham	4 1 . . . 1 .
21	124	1	T Ashby	. 1 . . 2 .
22	130	1	N Fincham	. . 1 . 1wd 4 .
23	145	1	T Ashby	1wd 1wd 1wd 1wd 1wd 1 . 1 4 4 .
24	147	2	N Fincham	1 1 W . . .
25	152	2	T Ashby	. 1wd 1 1 1 1 .
26	158	2	N Fincham	. 4 1 1 . .
27	165	2	A Rigby	. 1 4 1 1 .
28	167	4	Duncan Stewart	. 1 W . 1 W
29	171	5	V Coomara	1 2lb . W . 1
30	173	6	Duncan Stewart	. 1 . . W 1
31	174	7	O Coomara	. . . 1 . W
32	176	7	Duncan Stewart	. 1 1 . . .
33	182	7	O Coomara	1wd 1wd . 1wd 1 1 . . 1wd .
34	188	7	V Coomara	. 2 1 2 1 .
35	189	8	O Coomara	. W . . 1 .

Inverhaugh vs TCSCC Associates

Manhattan



WORM



Inverhaugh vs TCSCC Associates

Batsmans Stats.

BATSMAN	TEAM	R	B	MIN	4s	6s	SR	SS	N/O	50s	100s
1 N Cockwell	Inverhaugh	65	80	13	8		81.2	45.0%		1	
2 K McCafferty	TCSCC Associates	38	43	9	4		88.4	44.2%			
3 R B Singh	Inverhaugh	27	32	8	3		84.4	53.1%			
4 D Yoo	TCSCC Associates	22	23	4	3		95.7	47.8%			
5 R Kirupal	Inverhaugh	22	43	8			51.2	44.2%			
6 C Wheeler	TCSCC Associates	20	27	35	2		74.1	40.7%			
7 A Rigby	TCSCC Associates	13	25	6	1		52.0	32.0%			
8 V Correia	Inverhaugh	11	13	2	2		84.6	38.5%			
9 T Ashby	TCSCC Associates	10	20	4	1		50.0	25.0%			
10 R Singh	Inverhaugh	7	16	4			43.8	37.5%	1		
11 O Coomara	TCSCC Associates	6	14	1	1		42.9	14.3%	1		
12 P Sutrala	Inverhaugh	5	10	3			50.0	40.0%			
13 Duncan Stewart	TCSCC Associates	3	14	1			21.4	14.3%			
14 S Dayanandan	Inverhaugh	2	5				40.0	40.0%			
15 B Singh	Inverhaugh	2	7	44			28.6	28.6%			
16 A Edwards	TCSCC Associates	1	2				50.0	50.0%			
17 N La Fontaine	Inverhaugh	1	3				33.3	33.3%	1		
18 J Russell	TCSCC Associates	1	4	2			25.0				
19 C Patel	Inverhaugh	0	3				0.0				
20 V Coomara	TCSCC Associates	0	2				0.0				
21 R Stewart	TCSCC Associates	0	5	2			0.0				

Bowlers Stats.

BOWLER	TEAM	W	R	O	M	B	WD	NB	CT	ST	ECON	AVG	SR
1 V Correia	Inverhaugh	3	10	5.3		33					1.82	3.33	11.00
2 Duncan Stewart	TCSCC Associates	3	24	7.0		42	8				3.43	8.00	14.00
3 O Coomara	TCSCC Associates	2	23	7.0		42	5		1		3.29	11.50	21.00
4 P Sutrala	Inverhaugh	2	24	7.0	1	42	2				3.43	12.00	21.00
5 N La Fontaine	Inverhaugh	2	40	7.0		43	11				5.71	20.00	21.50
6 N Fincham	TCSCC Associates	2	34	7.0		43	3				4.86	17.00	21.50
7 D Dennis	Inverhaugh	1	15	3.0		18	1		1		5.00	15.00	18.00
8 R Singh	Inverhaugh	1	27	5.0		30	3				5.40	27.00	30.00
9 A Rigby	TCSCC Associates		7	1.0		6			1		7.00		
10 R Stewart	TCSCC Associates		25	2.0		12	12				12.50		
11 C Patel	Inverhaugh		17	2.0		13	2				8.50		
12 V Coomara	TCSCC Associates		26	6.0		36	1				4.33		
13 T Ashby	TCSCC Associates		40	5.0		31	8		1		8.00		